

Dal design essenziale, gli apparecchi da parete serie Sail sono composti da una struttura portante in metallo verniciato a polvere epossipoliestere su cui vi è fissato il portalampada E27 e da un frontale, in acciaio inox satinato per l'art.2111, in vetro sabbiato con supporti d'acciaio satinato per l'art.2121. Questi apparecchi dalla linea discreta e semplice sono armoniosamente collocabili in qualsiasi ambiente senza alterarne lo spirito estetico. Apparecchi idonei ad essere installati direttamente su superfici normalmente infiammabili F.

*The Sail range of wall lamps is marked by an essential design. The lamps are comprised of a supporting structure in metal painted with epoxy-polyester powder on which an E27 bulb holder is attached. The front panel for art. 2111 is in satin-finish stainless steel and for art. 2121 it is in sanded glass with supports in satin-finish steel. These devices are discrete. Their clean lines make them ideal for any ambience without disturbing the aesthetics present. These devices can be installed directly on 'F' inflammable surfaces.*

SAIL



2111



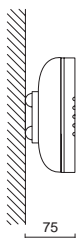
PL-E

20W


E27

Acciaio inox, base in metallo verniciato.

Stainless steel and painted metal base.



75



400

150

CE IP20

2121



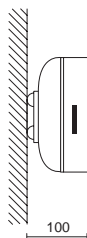
PL-E

20W

E27

Vetro con supporto d'acciaio satinato, base in metallo verniciato

Satin glass and steel structure with painted metal base



100



400

150

23 Acciaio Steel