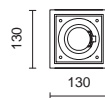
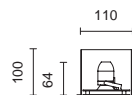




Cellula INCASSO è veramente versatile grazie alle piastre di supporto in alluminio anodizzato che possono arretrare in varie posizioni mediante quattro molle poste all'interno della cassaforma in dotazione. Le cassaforma sono costituite da metallo verniciato e possono essere di varie lunghezze per permettere l'alloggiamento fino a sei spots. Alluminio pressofuso cromato è il materiale utilizzato per gli spots. Le sorgenti luminose mastercolour, alogene a tensione di rete, alogene AR111, alogene dicriche che possono essere tutte facilmente intercambiabili svitando di 90° tre viti poste nell'anello di contenimento dello spot. Le alimentazioni disponibili come accessori possono essere elettroniche (ballast o trasformatori di sicurezza) oppure di tipo elettromeccanico con accenditore temporizzato e condensatore di rifasamento con dispositivo antiscoppio. A completare la gamma la piastra componibile cod. 5380/5 che, intercambiabile con i classici pannelli in fibra 60x60, può alloggiare sino a cinque spots con lampade a scarica, alogeni o a bassissima tensione.

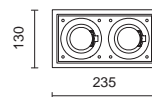
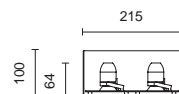
This recessed cell-light is truly versatile thanks to its support plate in anodized aluminum which can be positioned in various ways thanks to the four springs inside the recess case provided. The recess-case is made of painted metal and it is available in a variety of lengths to permit the housing of a maximum of six spotlights. Die-cast, chrome finish aluminum is used for the spotlights. Mastercolour, main voltage halogen, AR111 halogen and dichroic halogen light sources are easily interchangeable by unscrewing by 90° the three screws in the containment ring of the spotlights. Electronic power sources are available as accessories (ballast or safety switches) or electro-mechanical ones with timers and power factor correction and a 'burst-proof' device. The range is completed with a modular plate (cod. 5380/5) which is interchangeable with the traditional 60x60 fiber panels and which can house up to five spotlights with discharge, halogen or very low voltage lamps.

5272/1  QR-CB 1X50W 12V GU5,3   05



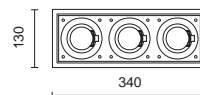
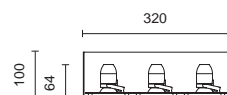
 115x115

5272/2  QR-CB 2X50W 12V GU5,3   05



 115x220

5272/3  QR-CB 3X50W 12V GU5,3   05



 115x325

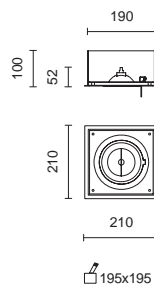
CE  IP23


Accessori:
Trasformatori vedi pag. 751
Accessories:
Transformer at page 751

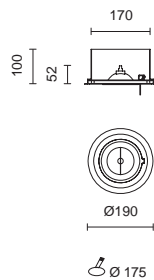
20/25 Anodizzato naturale / Cromo opaco
Natural anodised / Chrome matt

Coordinati/Coordinates:
PARETE/PLAFONE pag 185
WALL/CEILING pag 185
SISTEMI/SYSTEMS pag 293
SOSPENSIONI pag 77
SUSPENSIONS pag 77

5260/1  AR-111 max75W 12V G53  07



5261  AR-111 max75W 12V G53  07



CE  IP23

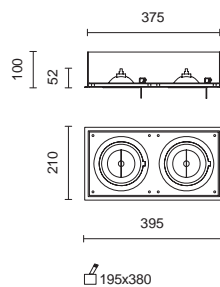
Accessori:
Trasformatori vedi pag. 751
Accessories:
Transformer at page 751

20 Anodizzato naturale
Natural anodised

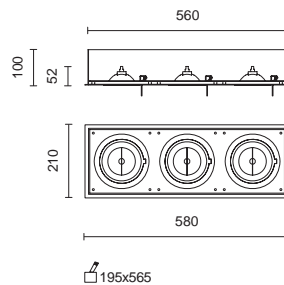
Coordinati/Coordinates:
PARETE/PLAFONE pag 185
WALL/CEILING pag 185
SISTEMI/SYSTEMS pag 293
SOSPENSIONI pag 77
SUSPENSIONS pag 77

Curve fotometriche pag. 590
Page polar diagrams 590

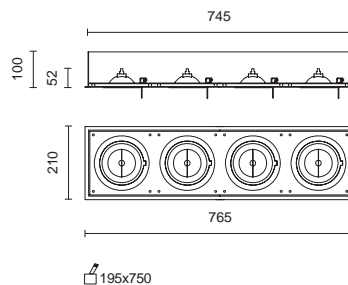
5260/2  AR-111 2Xmax75W 12V G53 



5260/3  AR-111 3Xmax75W 12V G53 



5260/4  AR-111 4Xmax75W 12V G53 



  IP23

Accessori:
Trasformatori vedi pag. 751
Accessories:
Transformer at page 751

20 Anodizzato naturale
Natural anodised

Coordinati/Coordinates:
PARETE/PLAFONE pag 185
WALL/CEILING pag 185
SISTEMI/SYSTEMS pag 293
SOSPENSIONI pag 77
SUSPENSIONS pag 77

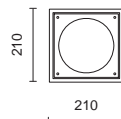
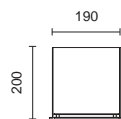






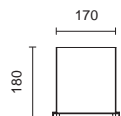


5370/1 Struttura componibile ad incasso a un foro
One-hole built-in structure to be composed



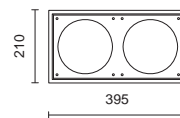
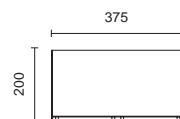
195x195

5371 Struttura componibile ad incasso a un foro
One-hole built-in structure to be composed



Ø 175

5370/2 Struttura componibile ad incasso a due fori
Two-hole built-in structure to be composed



195x380

CE IP23

Accessori: Gruppo di alimentazione
e trasformatori vedi pag. 750 - 751
Accessories: Supply set and transformer
at page 750 - 751



Cod. 5791 ▲15 ▲16
CDM-R 35-70W



Cod. 5792 ▲19 ▲20
CDM-T 35-70W



Cod. 5793 ▲17 ▲18
CDM-R 111 35-70W



Cod. 5190 ▲12
PAR 30 75W

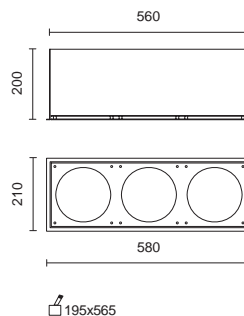


Cod. 5290 ▲06 ▲07
AR 111 50-75W

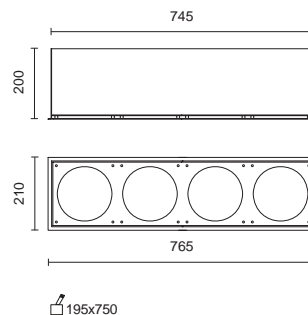
20 Anodizzato naturale
Natural anodised

Curve fotometriche pag. 590
Page polar diagrams 590

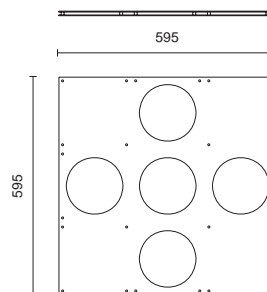
5370/3 Struttura componibile ad incasso a tre fori
Three-hole built-in structure to be composed



5370/4 Struttura componibile ad incasso a quattro fori
Four-hole built-in structure to be composed



5380/5 Struttura a 5 fori per contro-soffitti a pannello cm 60x60 componibile
Five-hole structure for cm 60x60 panelled false ceilings to be composed



CE IP23

Accessori: Gruppo di alimentazione e trasformatori vedi pag. 750 - 751
Accessories: Supply set and transformer at page 750 - 751



Cod. 5791 ▲15 ▲16
CDM-R 35-70W



Cod. 5792 ▲19 ▲20
CDM-T 35-70W



Cod. 5793 ▲17 ▲18
CDM-R 111 35-70W



Cod. 5190 ▲12
PAR 30 75W



Cod. 5290 ▲06 ▲07
AR 111 50-75W

20 Anodizzato naturale
Natural anodised

Curve fotometriche pag. 590-593
Page polar diagrams 590-593

